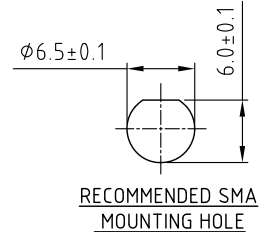


CABLE 283 RF: MMCX R/A PLUG + RP SMA STRAIGHT BULKHEAD JACK WITH O-RING RATED TO IP67/68 + MULTIPLE CABLE SIZES

SPECIFICATIONS :

- MMCX RIGHT ANGLE PLUG, P/N:
FOR RG178 CABLE: RFCT-MMCX003-M78
FOR $\phi 1.32\text{MM}$ CABLE: RFCT-MMCX005-M32
- COAXIAL CABLE, SEE P/N OPTIONS
- RP SMA STRAIGHT BULKHEAD JACK WITH O-RING RATED TO IP67/68, P/N: RFCT-SMA008-F78. GOLD

USAGE PRECAUTIONS: CABLES USING 'MICRO' COAX ARE DELICATE:
 (i) HANDLE WITH CARE.
 (ii) DO NOT TWIST; APPLY EXCESSIVE FORCES OR SHARP BENDS TO THE CABLE. DO NOT FORCEFULLY DEFORM WIRES.
 (iii) CONSULT CONNECTOR MANUFACTURER'S DATASHEETS FOR DETAILED NOTES ON HANDLING INSTRUCTIONS.

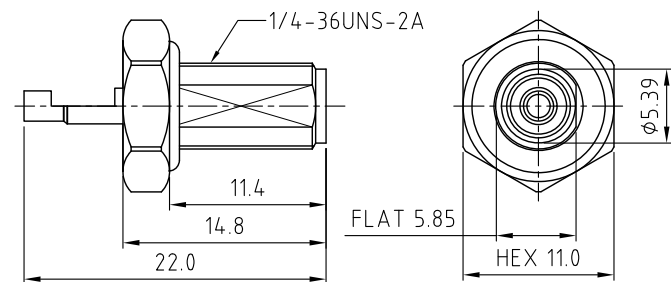
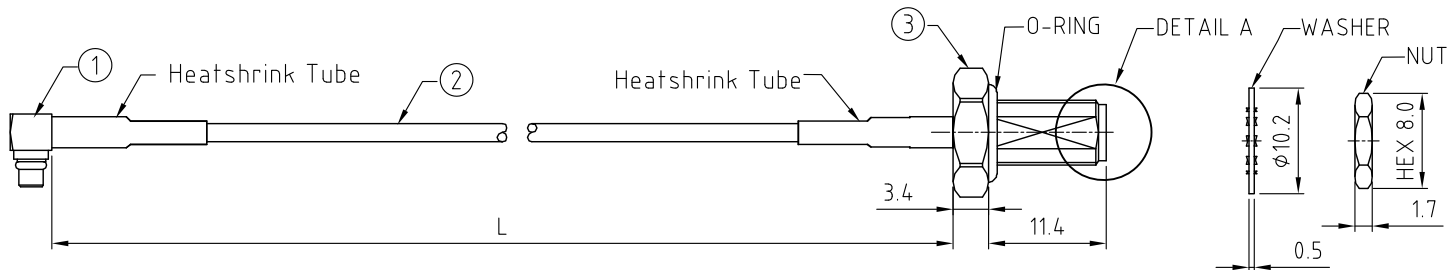


ENVIRONMENTAL:

- A. BULKHEAD MOUNTED CONNECTOR (RFCT-SMA002-F78) TESTED TO THE FOLLOWING SPECIFICATION:
- IP6X - DUST TIGHT - NO PARTICLE INGRESS.
 - IPX7 WATERPROOF FOR 30 MINUTES UP TO 1 METER UNDERWATER.
 - IPX8 WATERPROOF FOR 48 HOURS AT 1 METER UNDERWATER.
 - IPX8 WATERPROOF FOR 12 HOURS AT 5 METERS UNDERWATER.
 - PRESSURE TEST - 1 BAR FOR 10 SECONDS.

NOTES:

- THE ORIENTATION OF CONNECTORS ON DRAWING IS FOR REFERENCE ONLY, IF THE ORDER IS LEFT BLANK THE CONNECTOR WILL NOT HAVE FIXED ORIENTATION.
- FIXED ORIENTATION IS SUGGESTED FOR CABLE LENGTH 50MM TO 100MM. PLEASE SPECIFY THE FIXED ORIENTATIONS FROM THE ORDER CODE (F1, F2, ETC)
- CONTACT GRAD CONN IF THE ORIENTATION YOU REQUIRE IS NOT SHOWN.
- WORKING FREQUENCY RANGE: DC-3GHz
- OPERATING TEMPERATURE: -40°C TO +80°C
- IMPEDANCE: 50 OHM



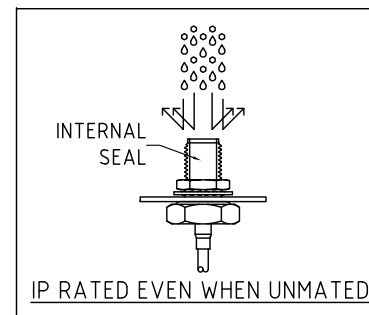
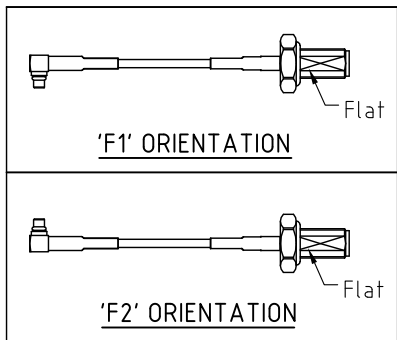
HOW TO ORDER
 CABLE 283 RF - X X X X - X X - X - X

"L" LENGTH IN MM:
 eg: 100MM = 0100
 (MIN. 0050-MAX.2000
 STANDARD = 0100, 0150, 0200)
 Tolerance: <50mm: ±2mm.
 51-200mm: ±5mm.
 201-500mm: ±7mm.
 >501mm: ±10mm.

CABLE SIZE OPTIONS:
 1 = RG178 CABLE, COLOR: BROWN.
 2 = $\phi 1.32\text{MM}$ CABLE, COLOR: GRAY

WASHER AND NUT OPTIONS:
 BLANK = SEPARATELY PACKED (STANDARD)
 A = ALL ASSEMBLED WITH CONNECTOR

ORIENTATION OPTIONS:
 BLANK = DOES NOT HAVE A FIXED ORIENTATION
 F1 = MMCX CONNECTION DOWN (L=50-100MM)
 F2 = MMCX CONNECTION UP (L=50-100MM)
 (SEE NOTES 1, 2, 3 AND DIAGRAMS FOR MORE INFORMATION)



REV. DATE & DRN
 TO: 22/08/17 - NYW RELEASE
 11 22/07/19 - NYW
 ADD NOTES S.E.C.
 12 10/03/24 - CC
 ADD IP RATING VIEW

Scale: NTS	THIRD ANGLE	Unstated .X .XX .XXX ANGLES	Tolerances: N/A N/A N/A N/A
Drawn: CC			
App'd: XXX	Title CABLE ASSEMBLY		
Date: 10 MAR. '24	Revision: 1.2	Unit: mm	



IP Rated RF Products
 www.gradconn.com
 THIS DRAWING IS CONFIDENTIAL AND MUST NOT BE COPIED OR DISCLOSED WITHOUT WRITTEN CONSENT

Type: Cable 283 RF
CABLE 283 RF
Drawing Number:
Sheet 1 of 1
Drawing © E and O E